

GRAPHIC DESIGN PROJECT 2

Project Title Museum Exhibit Design and Poster

PROJECT DESCRIPTION For your second project you must design your opening exhibition for your new museum as well as a poster for the exhibition.

There are many ways to approach this exhibit design from something as simple as a timeline of the important dates about your subject all the way up to an exhibit where visitors are encouraged to physically interact in some way with an important concept that educates them in the nuances of your museum's subject.

This exhibit mock-up can be done in either Illustrator or Photoshop, it must be high resolution (300 dpi or better). The poster design can be done in either Illustrator or InDesign. You will not need to print or mount this project as we will display them on the projector for final critique. But must show in great detail as to how the exhibit is set up for the audience.


FINAL: The finals need also be saved in PDF format and uploaded to the assignment link on the class' Canvas. For all projects your PDFs should use the following naming conventions. Your First initial and Lastname - Class - ProjectNumber > *FLastname-ART217-Project2.pdf*

SOME EXAMPLES

Organized by Cooper Hewitt, Smithsonian Design Museum, this hands-on exhibition invites the visitor to become a sound designer for Trash Bot, a street-cleaning machine.

Curator: Ellen Lupton and Kim Robledo-Diga


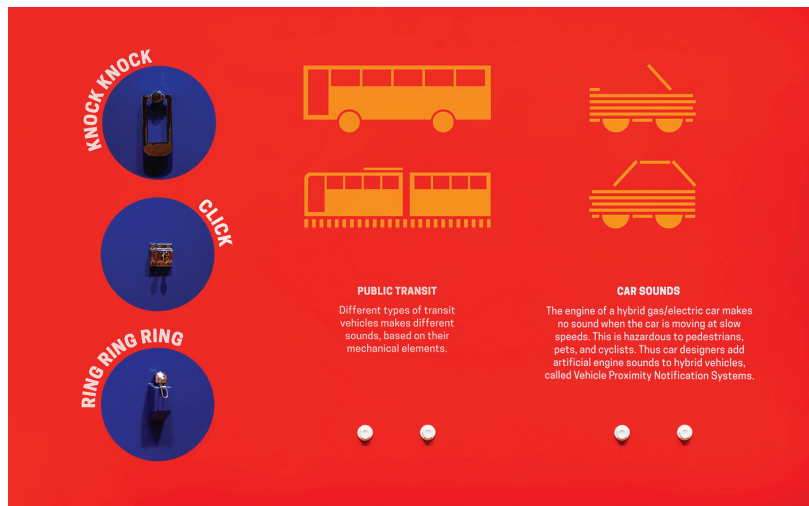
Sound Design: Man Made Music



Organized by Cooper Hewitt, Smithsonian Design Museum, this hands-on exhibition invites the visitor to become a sound designer for Trash Bot, a street-cleaning machine.

Curator: Ellen Lupton and Kim Robledo-Diga

Sound Design: Man Made Music



*The Water Museum - property
of EPAL (portuguese water
company) 2014 - Lisboa, Portugal*

Design Director: Nuno Gusmão

Designers: Vanda Mota

